

# THE PRUSSIAN ARMY OF THE FRANCO PRUSSIAN WAR

*Peter Berry*

## General

There is a marked contrast between the state of dress of the two sides in the FPW. On the one hand the Imperial French army started the war with splendid uniforms which had more than a nod to the glories of the army of Napoleon I. The various Guard and special units such as the Zouaves added rich splashes of colour. However by the Republican era this martial elegance was discarded by the vast majority of the army and shortages of basic material saw the French army equipped in a wide range of styles.

By contrast, the Prussian troops were centrally equipped to a standard pattern of generally more sober cut and appearance. Having said that, the mounted arm retained some of its traditional splendour. Even the various allied contingents followed the Prussian pattern to a great degree with only odd exceptions appearing here and there. The one obvious exception that this uniformity was provided by the large Bavarian contingent whose blue coats bring welcome relief to the ranks of field grey.

This section is aimed directly at enabling someone to paint their 6mm army and get it on the table. It does not go into the minutiae of the subject, as this would be a huge work in itself, rather than a quick and handy reference. As we are also primarily concerned with painting small scale armies it does not consider those details that cannot easily be depicted on 6mm wargaming figures. The exact spacing of buttons, piping and variations on official practice are not considered.

These sections are primarily the work of volunteers who wish to share their knowledge and are prepared to put it on display for others to benefit. If you feel that you would like to cover an army or a period that does not appear in this section, or correct an error that has crept in, please [>>>contact us>>>](#). We'll provide basic uniform templates and advice.

## Infantry and Jaegers

An infantry or Jaeger regiment consisted of 3 battalions, each of 4 companies of 250 men. The Jaeger were specialist light infantry units.


Although this guide will include details such as piping and button colours, one of the great advantages of using 6mm figures is that many of these can be ignored as they are too small to be seen on the finished articles.


The coat was single-breasted fastening and of similar cut for all. Line Infantry coats were dark blue, had yellow metal buttons and red collars piped in dark blue. The 'Brandenburg' style cuffs were red.

Jaegers wore dark green coats with yellow metal buttons and red collars, shoulder straps and 'Swedish' cuffs. The collar was piped in dark green.

Trousers for both were very dark grey cloth with a small red stripe on the outer seam. These were tucked into black leather boots.

All belting was of black leather. An off white 'bread bag' was slung by a light grey strap across the left shoulder.





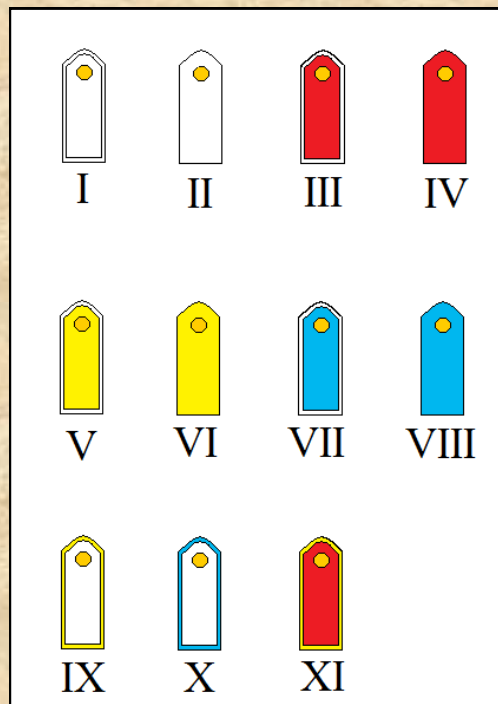
Infantrymen wore a black leather helmet furnished with a brass spike, plate and chinscales.

Jaegers wore a low crowned black shako with a brass eagle plate. An oval black and silver cockade was worn above the plate.

Musicians wore the same uniform, with the addition of red trimmed white 'swallows nests' on the shoulders for Infantry regiments, red trimmed gold for Jaegers.

Infantry drums were brass with hoops decorated with red and white triangles and white cords.

Shoulder straps were used to distinguish the Army Corps as follows:






### Kurassiers

The single breasted tunic or Koller was white. The regimental facing colour was displayed on the 'Swedish' cuffs and the collar. Buttons were white or yellow metal depending on the regiment. Officers wore similar uniforms. Trumpeters were dressed similarly with the addition of 'swallows nests' in the facing colour trimmed with button colour, and no cuirass. All ranks wore white breeches and black knee boots.

Cuirasses and helmets were of polished steel except for the two Guard regiments and regt no 6 which were bronze. Equipment belts were white leather. Scabbards were steel.




Shabraques were square cut with decorated pistol holsters. These were of facing colour edged with button colour as follows:





### Dragoons

The single breasted tunic was cornflower blue. The regimental facing colour was displayed on the 'Swedish' cuffs, shoulder straps and the collar. Buttons were white or yellow metal depending on the regiment. Officers wore similar uniforms. Trumpeters were dressed similarly with the addition of 'swallows nests' in the facing colour trimmed with button colour. All ranks wore black-blue trousers and black knee boots. Helmets were black with fittings in button colour. Equipment belts were white leather. Scabbards were steel.



Shabraques were round cornered. These were blue edged with facing colour.

1st	2nd	3rd	4th	5th	6th
7th	8th	9th	10th	11th	12th
13th	14th	15th	16th	17th	18th






## Hussars

Hussars wore a short Attila jacket with five rows of braid across the front in button colour. The regimental facing colour was displayed on the piping and the 'Polish' cuffs. Trumpeters were dressed similarly with the addition of 'swallows nests' in the jacket colour trimmed with button colour, and no cuirass. All ranks wore blue-black breeches and black knee boots.

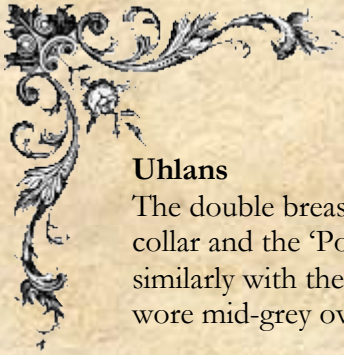
White and black barrel sashes were worn by all ranks. Equipment belts were white leather. Scabbards were steel. Sabretaches were black with a monogram in button colour. Shabraques were rounded at the front with pointed rear corners. These were of jacket colour except for the Guards and Regt no 3 who used dark blue. Headgear was a black fur busby with bag in regimental colour hung from the left.



The following chart shows the Tunic colours for each regiment, surrounded by the button colour with the busby colour indicated by the oval.


1st	2nd	3rd	4th	5th
6th	7th	8th	9th	10th
11th	12th	13th	14th	15th





### Uhlans

The double breasted tunic was dark blue. The regimental facing colour was displayed on the piping, collar and the 'Polish' cuffs. Metal epaulettes were worn on each shoulder. Trumpeters were dressed similarly with the addition of 'swallows nests' in facing colour trimmed with button colour. All ranks wore mid-grey overall trousers.



Dark blue girdles with a central strip in facing colour were worn by all ranks. Equipment belts were white leather. Scabbards were steel. Lance Pennons were white over black. Shabraques were round-cornered, dark blue edged with facing colour. Headgear was a black lancer cap with brass fittings and a black and white cockade. Cap lines were of white cord.

Shabraques were round cornered. These were blue edged with facing colour.

1st	2nd	3rd	4th	5th
6th	7th	8th	9th	10th
11th	12th	13th	14th	15th





## Prussian Artillery

This was very similar to that of the Line Infantry, namely a dark blue coat, with piped in red. Foot artillery had black collars and 'Brandenburg' cuffs. Horse artillery and Guards had 'Swedish' cuffs. Shoulder straps were red. Buttons were yellow metal.

**Foot artillery** wore blue-black trousers tucked into knee length boots. **Horse Artillery** wore mid-grey cavalry overalls. Belts and straps were white leather. Headgear was black helmet with a ball finial replacing the spike worn by other arms of service.

Artillery carriages and limbers were painted mid-blue with metal work and fittings in black.

